

The logo for Atlantic Oase is displayed in white. It features a circular icon with a stylized 'C' on the left, followed by the word 'Atlantic' with a registered trademark symbol, a vertical line separator, and the word 'Oase' with a stylized leaf icon on the right. The background is a photograph of a modern house with a wooden deck and a koi pond in the foreground.

Atlantic® | Oase

Koi pond solutions

Recommended products
Pump-fed up to 5,250 Gallons

WHY ATLANTIC-OASE

is a game changer for your projects.

How our solutions work for you:

- Precision designed Oase filtration components – pump, filter and UVC – pull fish wastes, uneaten food and debris off the bottom and completely remove them from the pond.
- High-capacity Atlantic skimmer, pump and FastFalls combinations capture floating debris before it can sink, enhance circulation and create impressive streams and falls.
- Together, this “top-down, bottom-up” approach to Koi Pond filtration delivers water quality, clarity and performance that no single system can match.
- As Japanese breeders say, "Keeping Koi is keeping water." Cleaner, clearer water makes for healthier, happier, livelier fish. It improves fish appetites so they eat more, grow faster and exhibit better color and skin quality.

How it works:

- The constant removal of wastes from the bottom and debris from the surface also greatly reduces maintenance.
- Wastes are automatically flushed away by filters that mostly clean themselves, while high-efficiency skimmers eliminate the need for constant netting of leaves.
- With little debris in the water, ponds need to be cleaned far less frequently, if at all, and aggressive draining and power washing to remove embedded wastes is eliminated.

Clear Water Guarantee

Cleanouts are a thing of the past – guaranteed! Atlantic-Oase guarantees clear water in your Koi Pond, so clear you'll be able to see the end of a tape measure three feet down.

Redundant Systems

In addition to its many other benefits, the system offers unparalleled security for high value Koi. Having two parallel circulation systems means that blockage or shutdown of one of the pumps has no effect on the circulation and aeration of the pond. This is especially critical when oxygen levels would naturally be lower, as in summer, or overnight when plants are taking in oxygen and adding carbon dioxide to the water. The built-in redundancy provides peace of mind that no single pump system can deliver.

Wireless Monitoring & Control

Oase Control, available on select products, offers even greater benefits, especially to the contractor, as pumps and filters can immediately report compromised status via email. In effect, the ProfiClear systems provide a monitored security system that instantly alerts the contractor or concerned party, an advantage that traditional systems cannot match.





KOI POND SOLUTIONS

pump-fed up to 5,250 Gallons

1x

FILTER PUMP



AquaMax Eco Premium 4500
Page 6

1x

PUMP ACCESSORY



AquaMax Satellite Pre-Filter
Page 6

1x

UVC



Bitron C 110
Page 7

1x

FILTER



ProfiClear Premium Compact-M
Pump-fed
Page 8-9

1x

CLOUD CONTROLLER



Garden Cloud Controller
Page 10

1x

SKIMMER



PS4600
Page 11

1x

IN-POND AERATION



TADKIT1800
Page 12

1x

FILTER AERATION



AquaOxy 450
Page 13

1x

WATERFALL



SP1900
Page 14

1x

WATERFALL PUMP



TT4000
Page 15



FILTER PUMP

UVC



ITEM	87583
DESCRIPTION	AquaMax Eco Premium 4500
VOLTS	120
AMPS	2.2
WATTS	140
INLET	2"
OUTLET	2"
MAX SOLIDS SIZE	3/8"
CORD	20'
DIMENSIONS	13½"L x 11"W x 6½"H
OUTLET FITTING	1", 1¼", 1½", Sch40 1½" - 2" adapter
WARRANTY	3-year + 2

- Synchronous electronic pumps are designed for in-pond applications where debris is delivered through the pump to a filtration system
 - Oase AquaMax Eco Premium is an energy efficient solids-handling pump with a second intake that can connect to an optional auxillary intake or skimmer
 - Motors with Pulse 6 technology with patented Seasonal Flow Control (SFC) can be regulated by manually or by optional Oase Eco Control or Garden Cloud Controller
 - Patented Seasonal Flow Control (SFC) slows flow and reduces wattage up to 50% as water temperatures drop
- Environmental Function Control (EFC) automatically shuts off the pump if dry run or clogged to prevent pump damage
 - Unique patented frost protection safeguards pump free from damage down to -4°F so they can remain in place all winter long
 - Pump can be used in-line by removing large-surface, wrap-around pre-filter, pre-filter and using mounting bracket to secure
 - Pump features a grounding plate for unparalleled safety



Recommended Operating Range Best Efficiency Range Do Not Operate Range

PUMP ACCESSORY





ITEM	51074
DESCRIPTION	AquaMax Satellite Pre-Filter
DIMENSIONS	14½"L x 10¼"W x 4"H
FOR USE WITH	AquaMax Eco Premium Pumps
HOSE SIZE	1", 1¼", 1½"
WARRANTY	1-year



ITEM	56936
DESCRIPTION	Bitron C 55
WATTS / UVC	55
MAX FLOW	8,000 gph
MAX PRESSURE	7.25 psi / 17 ft. of head
CORD LENGTH	15'
DIMENSIONS	24"L x 7"W x 7"H
HOSE SIZE	¾", 1", 1¼", 1½", 2"
POND VOLUME	up to 18,000 gal
WARRANTY	2-year

- Ultraviolet clarifiers clean and clear pond water with UVC light
 - Oase Bitron C UVC clarifiers clean the green out of water in either standalone configurations or integrated with Oase filters
 - Bitron C clarifiers mount directly to Oase BioTec Screenmatic² and ProfiClear Premium filters
 - Quick-release fastener with safety switch provides fast, safe opening of bulb housing without fear of eye injury
- Inspection window allows visual inspection of the UVC bulb and self-cleaning feature
 - Adjustable flow control optimizes water flow through the UVC chamber
 - Automatic cleaning rotor powered by water flow, continuously glides around the quartz glass tube preventing debris from settling on quartz glass



TECH TIP

UVC bulbs have a service life of 9,000 hours, about a year of continuous use. At that point output drops to a level that is ineffective at controlling green water, so the bulb should be changed. Change the bulb early every spring, when nutrient levels accumulated over the winter are at their highest levels and plants other than algae are not yet actively growing. Replacement bulbs are available.



PROFICLEAR PREMIUM COMPACT PUMP-FED



- Drum filters utilize a rotating screen to remove debris and moving bed filtration to strip ammonia and nitrites from the water
- Oase ProfiClear Premium is a fully automatic pump-fed, flow-through self-cleaning drum filter that polishes water
- Moving Bed System with Hel-X Bio-media processes a minimum of 10 oz. of food waste per day and can be upgraded
- Micro control system offers a choice of manual cleaning, time interval cleaning or full automatic cleaning via sensor
- Digital temperature display provides accurate water temperatures for seasonal maintenance
- Connections for Bitron C UVC and AquaOxy 450 to enhance filtration and aeration (sold separately)
- Fully control your ProfiClear Compact with the Oase Control App from anywhere in the world (sold separately)

ITEM	72374
DESCRIPTION	ProfiClear Premium Compact-M Pump-fed
VOLTS	120
WATTS	5 / 870 (cleaning)
INLET	2" & Bitron Dual Inlets
OUTLET	DN 110 - requires 4" rubber coupling (not included)
WASTE DISCHARGE OUTLET	4"
MIN FLOW	2,000 gph
MAX FLOW	4,000 gph
COARSE DEBRIS EXTRACTION	80 microns
CLEANING PUMP	58 psi
CORD LENGTH	16' + 3'
DIMENSIONS	35"L x 27"W x 32"H
POND VOLUME	up to 21,000 gal
INCLUDES	40 liters Hel-X Bio-media
WARRANTY	2-year + 1

PROFICLEAR PREMIUM PUMP-FED FEATURES:



1. Dual inlets accomodate optional Bitron C UVC Clarifier
2. Secondary inlet accomodates 2" pipe for non-UVC equipped installations
3. Microcontroller with digital thermometer automates cleaning functions and can be connected to an OC system
4. Made from German engineered GFK Duroplast for enhanced structural integrity
5. Drain with integrated slide valve clears sludge as needed
6. Drum filter with removable micro sieve that can be upgraded to finer 60 micron screen and manually cleaned if needed
7. Spray bar removes fine particles from micro sieve
8. Hel-X floating bed Bio-media may be supplemented with 20 additional liters of Hel-X Bio-media
9. Discharge returns clean water to pond
10. Dirty water discharge 4" outlet

OASE CONTROL

Connect your ProfiClear Premium to the Oase Control System to fully control the filter from anywhere in the world on any Android or Apple Device with Oase Control mobile application.

The Oase Control App can display and control a variety of functions including:

- Operational status
- Filtration cycles
- Water Temperature
- Cleaning time
- Interval time
- Manual cleaning
- Overall performance data
- Comparison charts with data collected over time



DID YOU KNOW?

The ProfiClear Premium filters use a high pressure pump to keep the tiny perforations in the sieve clean automatically. The powerful pump draws significant wattage during operation, but only operates a fraction of the time to keep total electrical usage minimal. When the pump is not running, the filter only uses 5 watts of electricity.



CLOUD CONTROLLER

SKIMMER



ITEM	72380
DESCRIPTION	Garden Cloud Controller
INPUT	12 volt AC
WATTS	2
CORD LENGTH	6'
DIMENSIONS	5¼"W x 3½"D x 1½"H
INCLUDES	6' connection cable, End Resistor, OC Cable Connector and 110V outdoor transformer
WARRANTY	2-year + 1

- The Garden Cloud Controller operates and monitors Oase Control System devices via WiFi application, either locally or over the Internet
- OC-enabled filters, pumps and lights are directly linked to the Garden Cloud Controller with Connection Cables and controlled by the Oase Control App
- The free Oase Control App individually reads and regulates any combination of up to 10 OC pumps, filters or LED controllers on any Apple or Android platform
- For local control of the hardwired network within 260' of the Cloud Controller, the Oase Control App connects directly to the Controller via WiFi
- For world-wide control, link the Cloud Controller to a home router to enable the app to control the devices from anywhere on your mobile device
- Controller mounts conveniently on a wall or in the ground with included stake and mounting hardware
- The controller housing has an IP64 waterproof rating allowing for all-season outdoor use
- All compatible devices connect to each other by cables to in/out plugs on devices
- All components are individually controlled regardless of their location in the chain of devices

	COMPATIBLE DEVICES
FILTERS	ProfiClear Premium Compact-M Pump-fed (72374) ProfiClear Premium Compact-L Pump-fed (73379) ProfiClear Premium Compact-L Gravity-fed (89194)
LIGHTS	ProfiLux Garden LED RGB Set 3 (72376) ProfiLux Garden LED RGB (72377)
PUMPS	AquaMax Eco Premium 2500 (87581) AquaMax Eco Premium 3500 (87582) AquaMax Eco Premium 4500 (87583) AquaMax Eco Premium 5500 (87584) Aquamax Eco Expert 6800 (57875) Aquamax Eco Expert 11500 (58963) AquaMax Eco Expert 5300 - 12V (88676) AquaMax Eco Expert 7100 - 12V (88677) Aquarius Eco Expert 7300 (57964) Aquarius Eco Expert 11500 (57978) Aquarius Eco Expert 5300 - 12V (88678)



An End Resistor in the last device signals the end of the run to the Cloud Controller

All OC compatible devices feature In and Out ports to connect OC Connection Cables



- Skimmers house and protect your pumps and plumbing while clearing surface debris from the pond
- Atlantic's Pond Skimmers offer more size and filtration options and greater strength and versatility
- Skimmer accepts two pumps for increased flow, lower operating costs and multiple spillway options
- Multiple filtration options including net, mats and brushes let you customize to fit every water garden
- Reinforced structures eliminate warping, deformation and callbacks
- Faceplate hardware is black anodized stainless steel for maximum concealment and longevity
- Multiple plumbing, check valve and ionizer options make these Skimmers the most versatile on the market

ITEM	74040
MODEL	PS4600
DESCRIPTION	Skimmer - 6" weir
WEIR WIDTH	6"
INTERNAL WATER DEPTH	15½"
DIMENSIONS	19½"W x 26"D x 22"H
MAX PUMP FLOW	4,000 gph
SQ. FT. RATING	400
FILTERING	Net, Brush Panel
MATCH TO	BF1900
WARRANTY	Lifetime (enclosure)

PS4600 FEATURES:

1. Sturdy removable top lid supports natural rock camouflage and foot traffic.
2. Heavy-duty brush panel provides maximum surface area for mechanical filtration.
3. Heavy-duty stainless steel framed trap net for catching large debris.
4. Rolled upper rim provides clean lines and great strength.
5. Super Flow weir door to maximize skimming efficiency.
6. Ribbed design enhances structural rigidity and strength.



PS7000 shown



IN-POND AERATION



- High output for larger water gardens and koi ponds with greater oxygen demand
- High efficiency non-clogging diffuser tubing is less restrictive than stones or rubber diaphragms for greater flows and longer pump life
- Circular diffuser design maximizes upwelling and water circulation and gas exchange
- Diffusers come unweighted to reduce shipping costs and will require filling with your choice of sand or gravel

ITEM	73939
MODEL	TADKIT1800
DESCRIPTION	Professional Aeration Kit - Single
PUMP	TA1800
TUBING SIZE	3/8" x 20' weighted
WATTS	25
MAX DEPTH	7'
CORD LENGTH	6'
POND VOLUME	6,000 gallons
DIMENSIONS	6 3/4" L x 5" W x 5 1/4" H
INCLUDES	8" diffuser, fittings, in-line check valve and weighted tubing
WARRANTY	3-year Limited



FILTER AERATION



- Aeration systems maintain high oxygen levels in summer and aid in gas diffusion in winter
- Oase AquaOxy 450 is a safe 12V air compressor with dual valved outlets for versatile, energy efficient air delivery to dual locations in pond
- All-in-one aeration system includes silicone tubing and 2 weighted, high volume air stones
- Stainless steel regulating valves allow for easy air adjustment to air stones
- Durable, weatherproof UV stabilized housing dampens noise for quiet operation
- AquaOxy 450 is designed to supplement aeration in OASE ProfiClear Compact filters

ITEM	50041
DESCRIPTIONS	AquaOxy 450
VOLTS	120
WATTS	25
MAX DEPTH	7'
MAX LPM	8.3
CORD LENGTH	15'
POND VOLUME	5,000 gal
DIMENSIONS	9" L x 9" W x 5" H
TUBING SIZE	(2) 3/8" x 16'
INCLUDES	(2) air stones, 16' silicone air hose, 120V outdoor transformer
WARRANTY	2-year



WATERFALL



WATERFALL PUMP



ITEM	74227
MODEL	SP1900
DESCRIPTION	19" FastFalls
WATERFALL WIDTH	19"
INLET	2" FIPT
MAX PUMP FLOW	4,000 gph
DIMENSIONS	20½"W x 17"D x 10¼"H
WARRANTY	Lifetime

- Spillway boxes diffuse incoming water flow to create the starting point of Pond-free streams and falls
- Atlantic FastFalls are designed to make plumbing the top of the waterfall as easy as possible
- Innovative rear liner attachment simplifies installation and eliminates leakage due to settling
- Crush-proof design with internal baffles stabilized by support cones carries the weight of the largest rock and stone
- Reinforced spillway lip retains rock, gravel, mulch or soil and can be planted to blend seamlessly into the surrounding landscape
- FastFalls includes installation kit, male thread adapter and one-piece liner flange

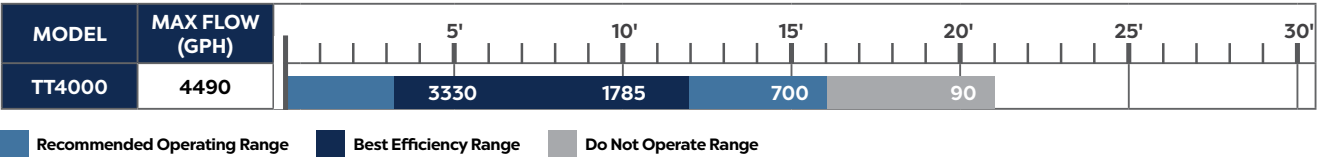
SP1900 FEATURES:

1. Molded support cones give the FastFalls incredible strength and help diffuse the water flow.
2. Two internal baffles slow down the water's velocity and ensure even water distribution across the spillway.
3. Raised front radius holds back any loose gravel, soil or mulch used to camouflage the top of the unit.
4. FastFalls are completely sealed except for the spillway opening. This design eliminates any chance of leakage due to 'over pumping'.
5. Molded gussets support the spillway lip.
6. FastFalls come with an installed 2" FIPT Spinweld® fitting.
7. One-piece liner flange and molded inserts ensure a watertight liner attachment every time.



ITEM	73927
MODEL	TT4000
DESCRIPTION	TT-Series - 4000 gph
VOLTS	120
AMPS	2.0
WATTS	230
INLET	1½" MIPT
OUTLET	1½" FIPT
CORD LENGTH	20'
DIMENSIONS	9¼"L x 6"W x 7"H
OUTLET FITTING	1" - 1½" Step
WARRANTY	3-year

- Asynchronous Pumps combine the efficiency of Magnetic Induction with the power of Direct Drive geometry, keeping operating and ownership costs to a minimum
- Atlantic TT-Series pump more water for less watts, making them the ideal choice for water gardens and continuously operated water features
- Compact design fits the tightest pump chambers, perfect for vertical and multiple pump applications
- Excellent resistance to fouling in hard water environments and simple maintenance keeps pumps running in adverse conditions
- Ribs and large openings in pre-filter and handle provide tremendous surface area for greater clog resistance, decreasing upkeep and increasing pump life



TT-SERIES PUMP FEATURES:

1. Large threaded inlet and outlet for less restriction and greater flows.
2. Quarter-turn volute provides access to impeller without the use of tools.
3. Heavy-duty pre-filter locks in place. Large openings and increased surface area resist clogging.
4. Three-vane hybrid impeller improves flows and passes solids easily.
5. Additional perforations in handle provide greater surface area.
6. Energy efficient asynchronous motor is up to 30% more efficient than the competition.
7. All TT-Series models are compatible with the Variable Speed Controller.

